



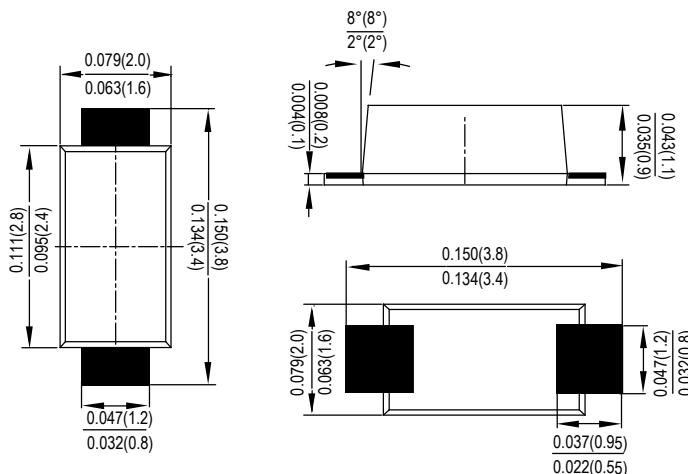
Features

- Glass passivated die construction
- Ideal for surface mouted applications
- Low reverse leakage
- Metallurgically bonded construction
- High temperature soldering guaranteed:
260℃/10 seconds,0.375"(9.5mm) lead length,
5 lbs. (2.3kg) tension
- Plastic material-UL flammability 94V-0

Mechanical Data

- Case: SOD-123FL, molded plastic
- Terminals: plated leads solderable per
MIL-STD-750, Method 2026
- Polarity: Color band denotes cathode end
- Mounting position: Any

SOD-123FL



Dimensions in inches and (millimeters)

Maximum Ratings and Electrical Characteristics

Rating at 25℃ ambient temperature unless otherwise specified.

Single Phase, half wave, 60Hz, resistive or inductive load.

For capacitive load, derate current by 20%.

TYPE NUMBER	SYMBOL Code	FFM107	UNITS
Peak Repetitive Reverse Voltage	V_{RRM}	1000	V
Working Peak Reverse Voltage	V_{RWM}		
DC Blocking Voltage	V_{DC}		
RMS Reverse Voltage	V_{RMS}	700	V
Average Rectified Output Current @ $T_A = 30^\circ C$	I_O	1.0	A
Non-Repetitive Peak Forward Surge Current 8.3ms Single half sine-wave superimposed on rated load (JEDEC Method)	I_{FSM}	30	A
Forward Voltage per element @ $I_F = 1.0A$	V_{FM}	1.3	V
Peak Reverse Current @ $T_A = 25^\circ C$ At Rated DC Blocking Voltage @ $T_A = 100^\circ C$	I_R	5.0 100	μA
Maximum reverse recovery time (NOTE 1)	t_{rr}	500	ns
Typical junction capacitance (NOTE 2)	C_J	15	pF
Operating and Storage Temperature Range	T_J, T_{STG}	-55to+150	℃

Note:1. Measured with $I_F = 0.5A$, $I_R = 1A$, $I_{rr} = 0.25A$.

2. Measured at 1.0 MHz and applied reverse voltage of 4.0V D.C.



FIG. 1- FORWARD CURRENT DERATING CURVE

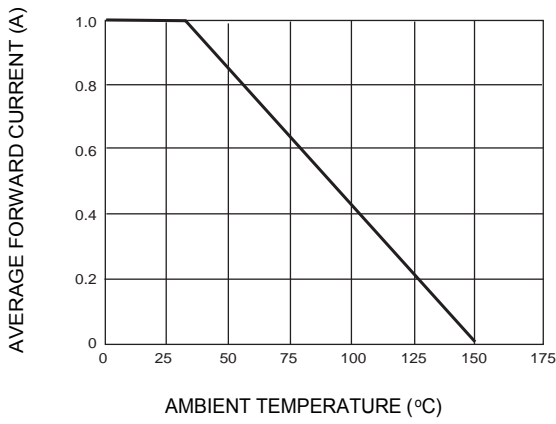


FIG. 2-TYPICAL INSTANTANEOUS FORWARD CHARACTERISTICS

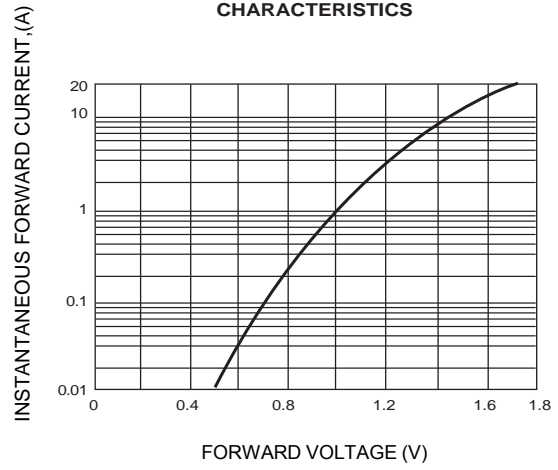


FIG. 3-MAXIMUM NON-REPETITIVE PEAK FORWARD SURGE CURRENT

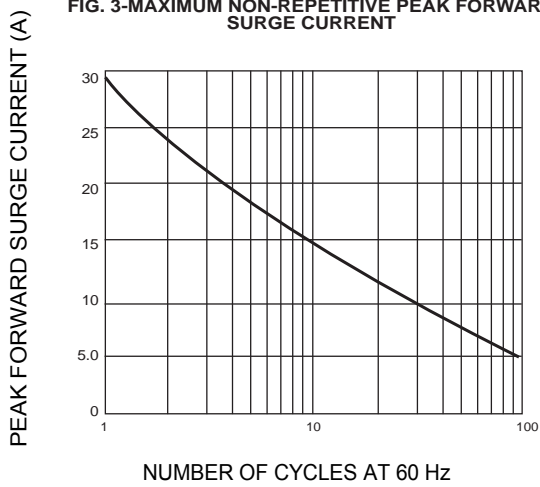


FIG. 4-TYPICAL REVERSE CHARACTERISTICS

